

LEVEL 1
K - 1st





It is **HARD** Work Being A

TREE

Fill in each blank with "yes" or "no".

Many animals live and sleep in trees. **Do you sleep in a tree?** _____ We sleep in beds. Beds are usually made from wood that comes from trees.



Did you take a bath today? _____

Did you know that some soap is made from tree sap? _____



Do you like to color in coloring books? _____ Paper to make books and crayon boxes is made from trees!



Some animals eat nuts that grow on trees. We eat nuts and other foods from trees too. **Have you ever eaten a cherry, banana, orange, peach or apple?** _____ They all grow on trees!



We use things that come from trees every day.



Do you like pancakes for breakfast? _____ Maple syrup comes from trees.



Did You Know? Trees need help to grow some of the fruits we eat like sweet cherries and apples? The trees need help from pollinators like bees. The bees carry pollen from one part of the bloom on a tree to another part so that fruit can grow!

Leaves can be many shapes, sizes and colors. Leaves from the same tree are the same shape. **Draw lines to connect the leaves that are the same.**



What can work very hard without moving?

Find the answer on the back page.



What We Need

Air to breathe.
Water to drink.
Food to eat.
A place to live.



What Trees Need

Air for their leaves.
Water for their roots.
Food from the soil.
A place to live.

What Trees Do For Us

Trees and plants give us clean air and water. Trees and their roots help keep soil where it belongs. Trees give us wood to build our homes.

What We Can Do For Trees


Conserve paper, it is made from trees. Ask your parents to buy things made from recycled paper. Plant a tree that is native to your state!



Draw a picture of something you can do to help a tree.



Draw a picture of something you get from a tree.



Hiding in the Trees

There are twelve things that we get from trees hidden in this picture. Circle the ones you can find. Draw an X by the things you or your family use.



What is tree sap?

It is a fluid found in plants. It is sticky! Maple sap can be made into maple syrup.



What part of a tree is this photo? It comes in many colors. It can be rough or smooth. It helps keep trees from getting sick!





FUN WITH TREES

Spread out a blanket and have a picnic under a tree. Hang a swing from a tree limb. Use paper and a crayon to make artwork from rubbing the tree bark and leaves. Visit an apple orchard and drink fresh apple cider. **How do you like to have fun with trees?**



What can work very hard without moving?
A tree!

ASK MAXINE




Question: What animals live in trees?

Answer: What a fun question!

Many different animals live in trees all over the world! Birds, squirrels, raccoons, bugs, frogs and even bears!

You can look at the tree and see insects crawling around on the bark. If you look up, you might see different kinds of birds in the tree or maybe even a squirrel.

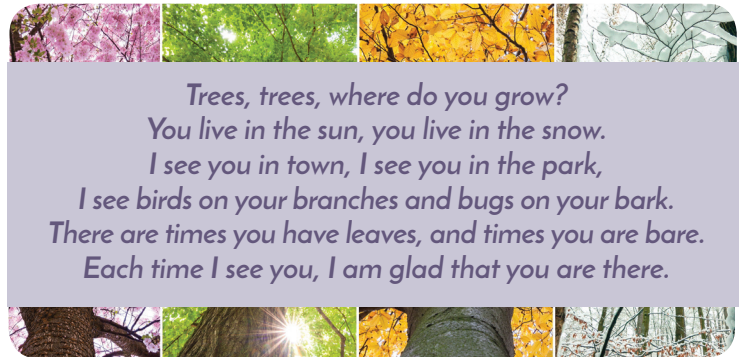
Always look to see what you can find!



Maxine worked for NACD for 47 years. That's why we always ask Maxine.

A HERO for Trees!


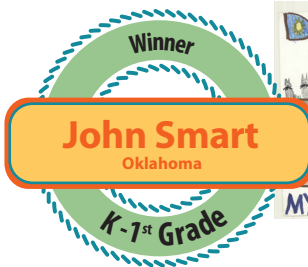
Dr. Nina Bassuk started the Cornell University's Urban Horticulture Institute in the state of New York. Thanks to her efforts, thousands of trees have been planted around the world. Dr Bassuk recently won an award from the Arbor Day Foundation for her work. Other urban forestry heroes www.arborday.org/programs.faces.meet-the-faces To learn more about Dr. Bassuk's work visit: <http://www.hort.cornell.edu/uhi/>. You might want to be come a professor some day and teach others about trees!



*Trees, trees, where do you grow?
You live in the sun, you live in the snow.
I see you in town, I see you in the park,
I see birds on your branches and bugs on your bark.
There are times you have leaves, and times you are bare.
Each time I see you, I am glad that you are there.*




Answer Key: Pg 2. Hiding in the Trees: Apple pie, Book, Choir, Chewing gum, Crayons, Guitar, Helmet, Orange juice, Paper, Paper towels, Toilet paper, Toothbrush. Pg 3. Can you guess the picture-tree bark. Riddle: tree



www.fs.fed.us/learn/kids



www.plt.org



Special thanks to the NACD S&E Committee and reviewers.
Project Manager: Susan M. Schultz, NACD_stewardship@nacdned.org
Content Writer/Researcher: Teresa D. Southerland
Booklet designed by Willow Marketing, Indianapolis, IN
Visit: <http://www.nacdned.org/education/we-all-need-trees-for-the-educators-guide-and-additional-resources>
Booklet designed for use with Grades K-1
© NACD2015 www.nacdned.org